



logpickr

**ADOPT OUR
PROCESS INTELLIGENCE ATTITUDE**

A new insight of your data by Logpickr !






About the test

Logpickr reveals your business processes, the way they **really** run.

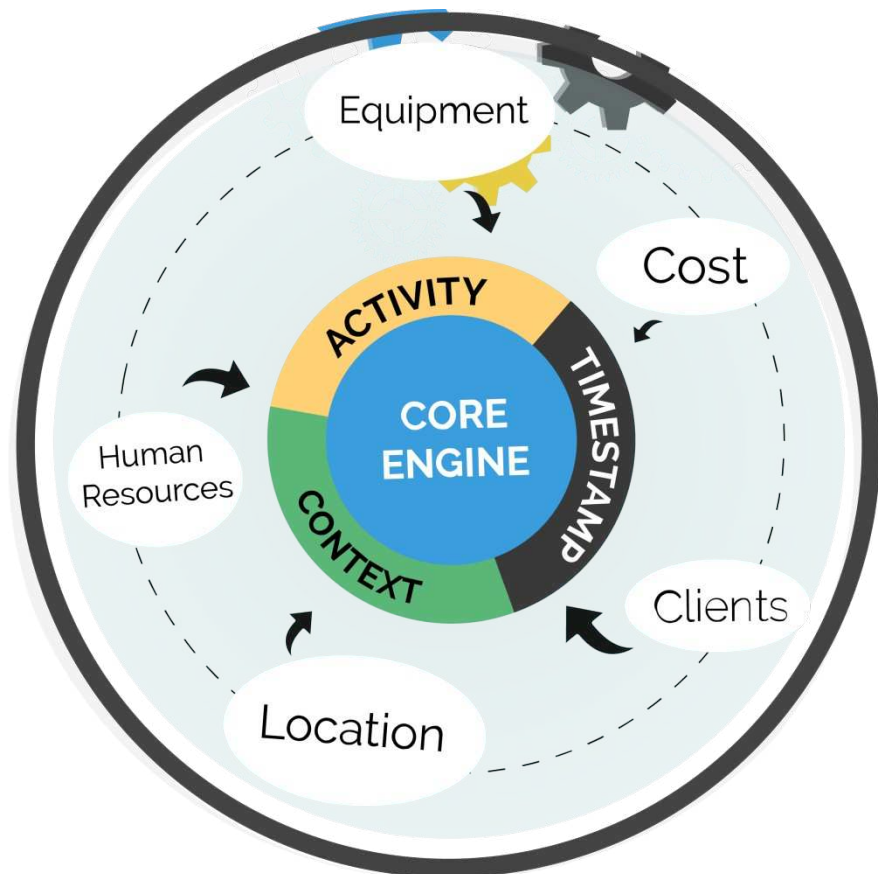
You will visualize your process like a map, determine your personalized indicators, helping you take quickly the best decisions.



About your data

The minimal **core** data needed to understand your processes :

1. The context : for which context or which case ? (column A « Case ID ») : client number, product, ... : it represents the main object of your process
2. timestamp: start and/or end of activity. (column B and C)
FORMAT=yyyy/MM/dd HH:mm:ss.SSS (millisecond precision , fill with.000 if necessary)
3. activity : which activity has been performed ? (column D Activity)



Applies to all kind of services : marketing, HR, production, logistics, ...

Test us !

- For this test, we just need the minimal core data in a **csv** file like this model :

CSV fields
separator : « ; »

Date format:

YYYY/MM/dd
HH:mm:ss.SSS

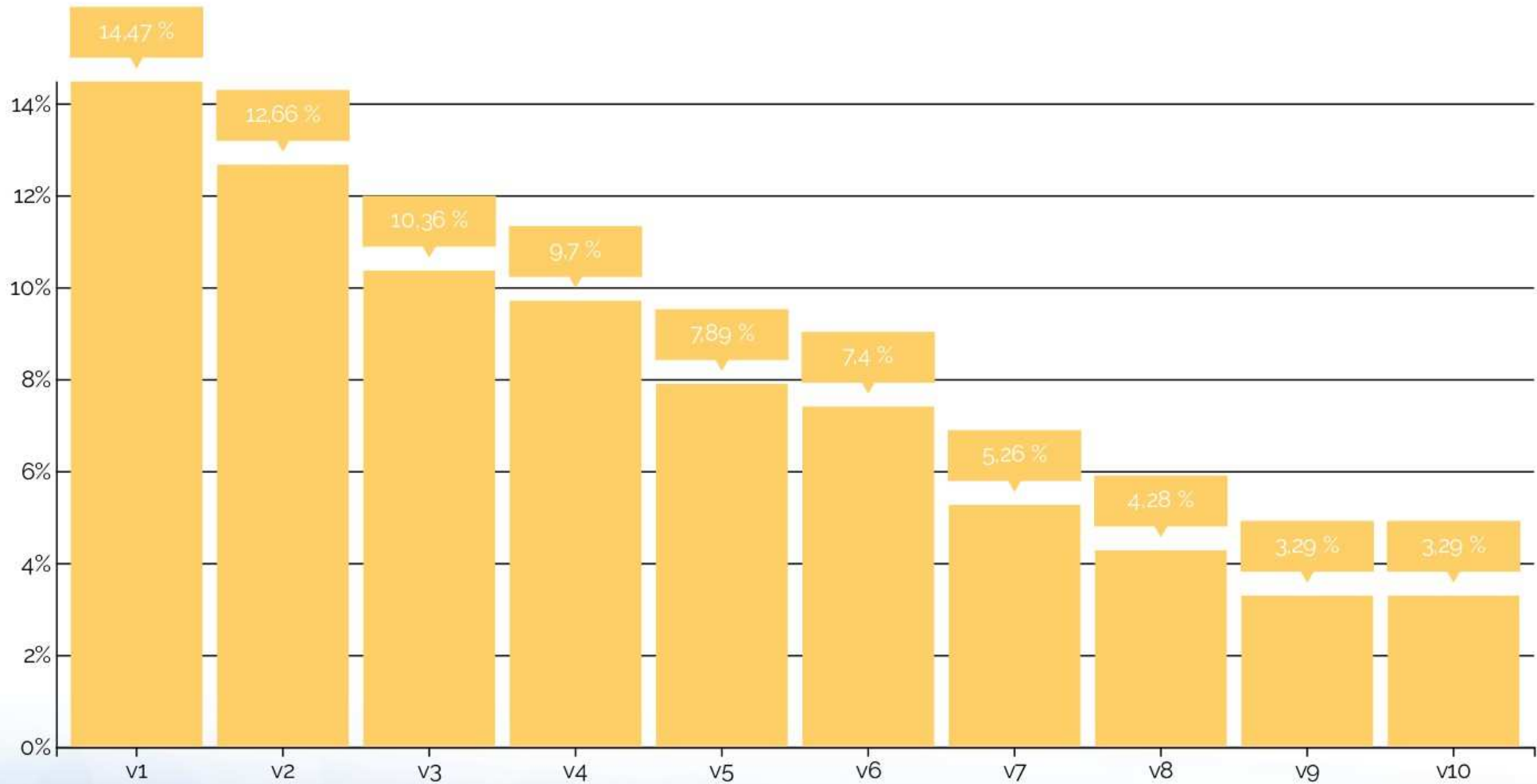
	A	B	C	D
1	Case ID	<u>Start Timestamp</u>	<u>End Timestamp</u>	<u>Activity</u>
2	1	2017/03/28 08:00:00.000	2017/03/29 10:00:00.000	A
3	1	2017/03/28 08:10:00.000	2017/03/29 10:10:00.000	B
4	1	2017/03/28 10:20:00.000	2017/03/29 11:10:00.000	A
5	1	2017/03/28 11:20:00.000	2017/03/29 12:10:00.000	C
6	2	2017/03/29 08:00:00.000	2017/03/29 10:00:00.000	A
7	2	2017/03/29 08:10:00.000	2017/03/29 10:10:00.000	B
8	2	2017/03/29 10:05:00.000	2017/03/29 11:10:00.000	A
9	2	2017/03/29 11:20:00.000	2017/03/29 12:10:00.000	C
10	3	2017/03/29 08:00:00.000	2017/03/29 10:00:00.000	A
11	3	2017/03/29 08:10:00.000	2017/03/29 10:10:00.000	B
12	3	2017/03/29 09:55:00.000	2017/03/29 11:10:00.000	A
13	3	2017/03/30 11:20:00.000	2017/03/30 12:10:00.000	C
14	4	2017/03/30 08:00:00.000	2017/03/30 10:00:00.000	A

Encoding:
UTF-8

The test is limited to the analysis of the first 1 000 lines.

Immediate result based on 4 indicators

1. Your most frequent processes

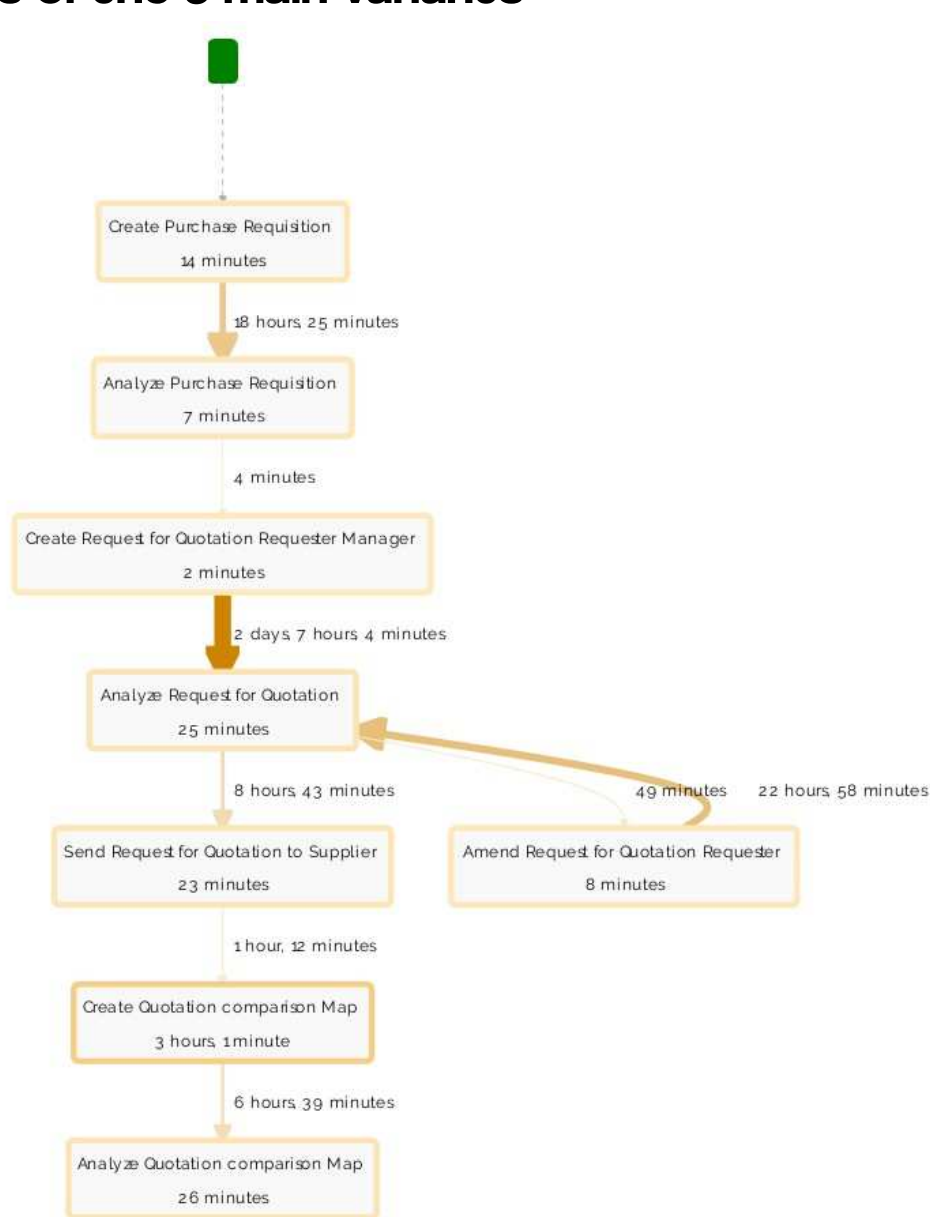


Total des cas : **608 (78,62 %)**

Durée médiane : **1 semaine, 4 jours, 22 heures, 14 minutes**

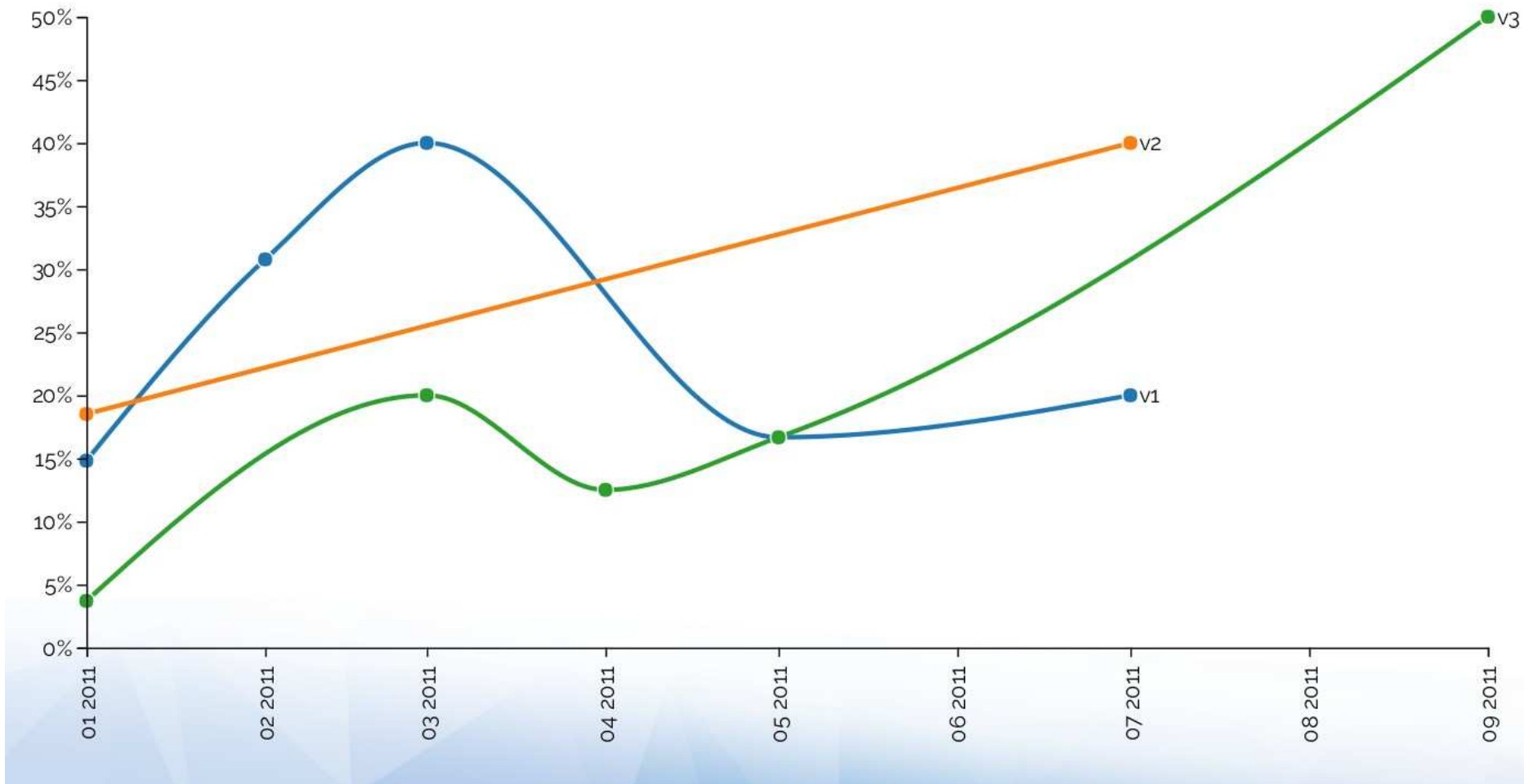
Immediate result based on 4 indicators

2. Maps of the 3 main variants



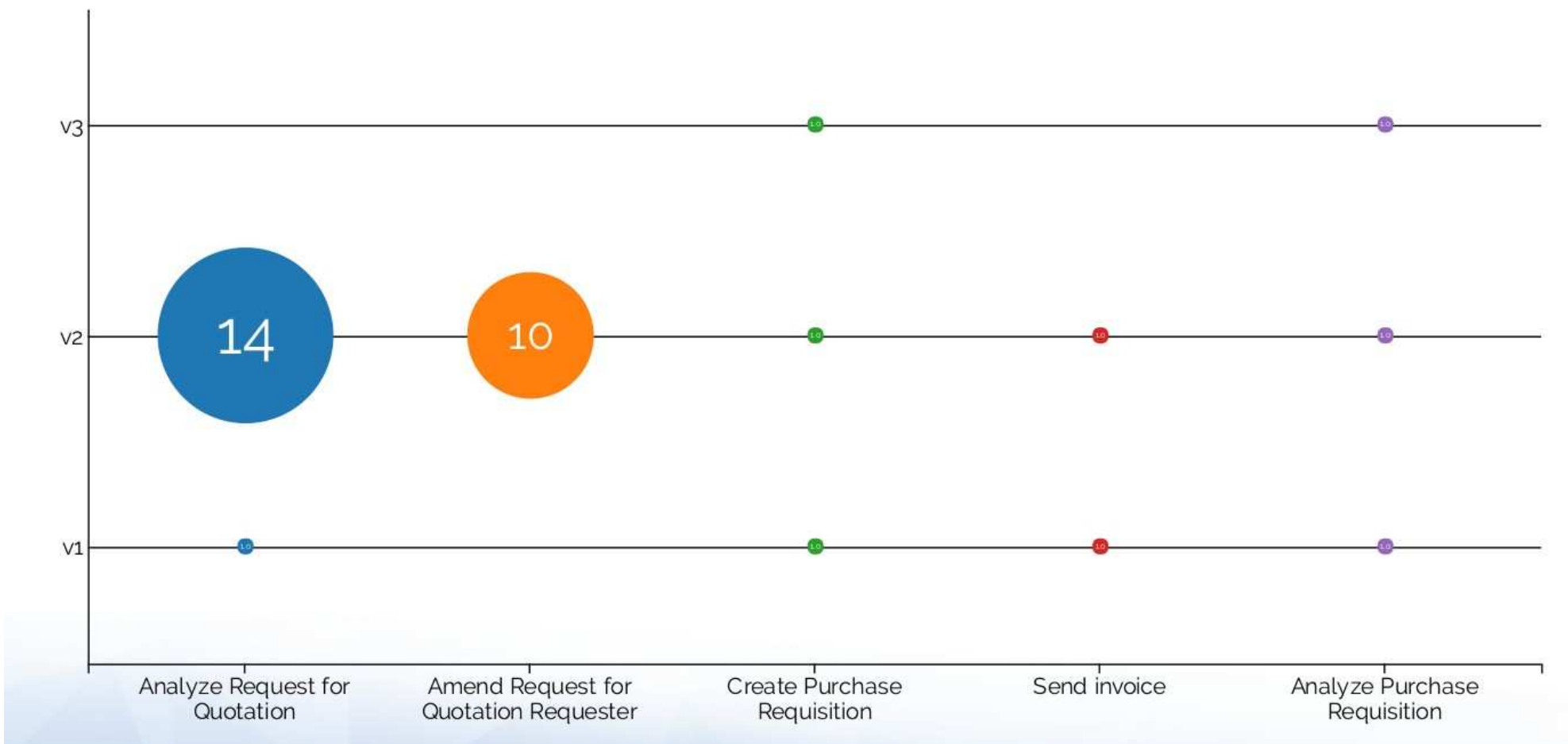
Immediate result based on 4 indicators

3. distribution of 3 main variants in time



Immediate result based on 4 indicators

4. Repartition of activities of 3 main variants





Contact

logpickr

2, bis rue de la châtaigneraie
35510 CESSON SEVIGNE

contact@logpickr.com

Tel: +33 2 99 12 79 05

www.logpickr.com

